



# CRS Update for MA CIO Forum

May 18, 2023

# Agenda -

- CRS Mission and Goals
- Our Rich History
- By the Numbers/Outcomes
- Transformational Initiatives

# Mission: Uphold and Support the Dignity and Sacredness of all Human Life



## Mission Aspirations



## Goals for Strategy 2030

- |  |   |
|--|---|
|  | All People Live in Just and Peaceful Societies  |
|  | All People Survive and Thrive in the Face of Disasters  |
|  | All People Achieve Dignified and Resilient Livelihoods in Thriving Landscapes                                 |
|  | All Children Reach Their Full Health and Development Potential in Safe and Nurturing Families and Communities |
|  | All Youth Are Empowered to Thrive   |


# History – 40s' and 50's



# History – 60's and 70's



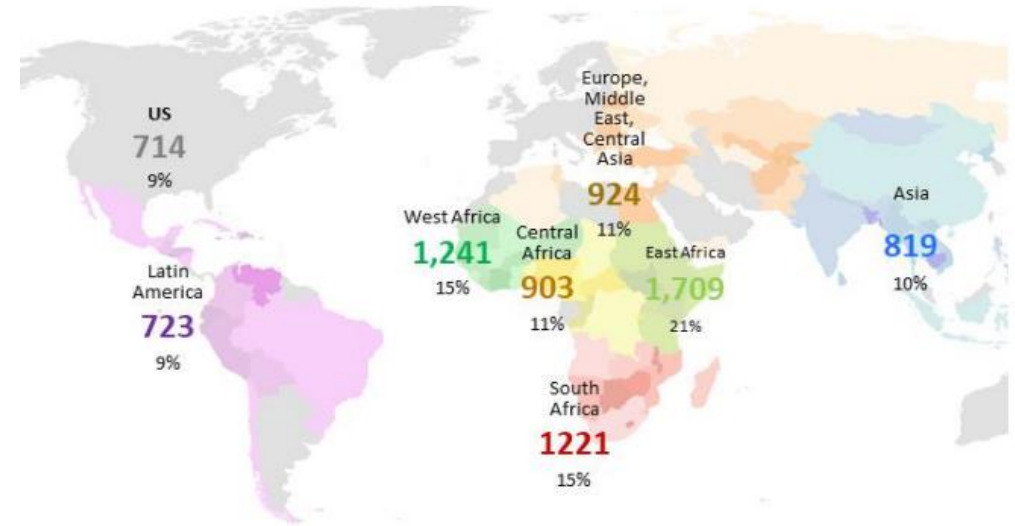
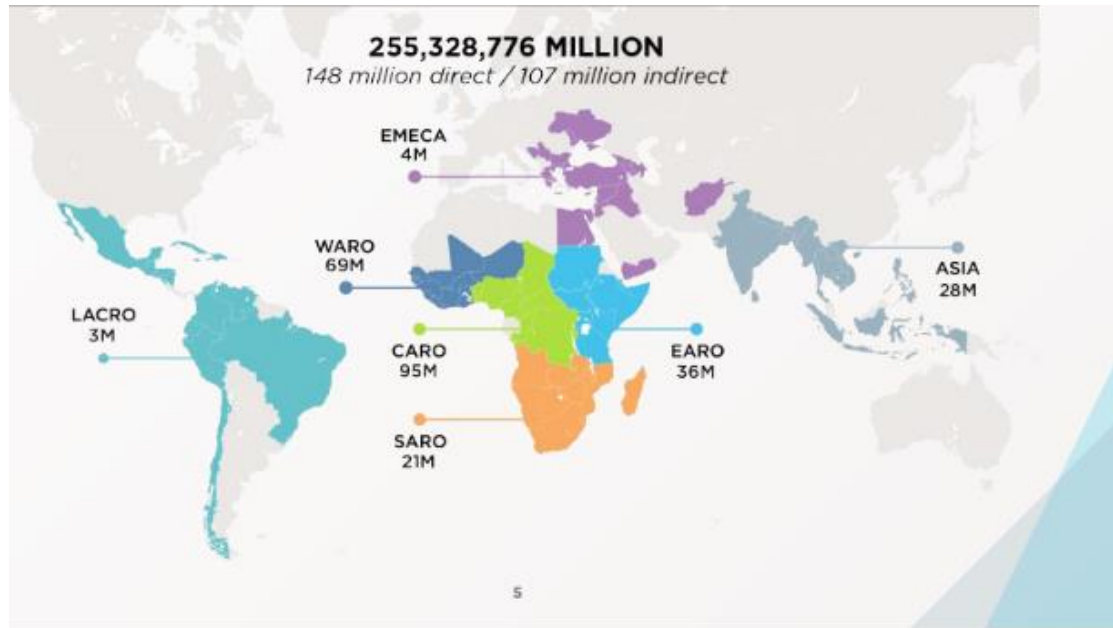
# History – 80's, 90's and 00's



# History – 10's and 20's



# By the Numbers – Participants/Employees



\$1.3B Revenue  
1,900 Partners



# Impact – Humanitarian Response

## 2 Shelter



Photo courtesy of Marjín Fábien/Caritas Internationalis

### FY22 RESULTS

**640,761**  
people with access to safe and dignified shelters and homes

### FY20-22 RESULTS TO DATE

**1,902,134**

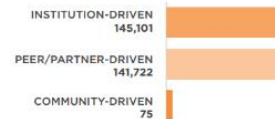
### PROJECTS REPORTING FY22

**51** projects

### Direct and Influenced Results



### Influenced Results: Drivers of Scale



11

## 2 Market-based Support



Photo by Georges Henry Rouzier for CBS

### FY22 RESULTS

**\$148,699,166**  
USD value of cash and vouchers distributed

### FY20-22 RESULTS TO DATE

**\$262,347,870**

### COUNTRIES REPORTING FY22

**44** countries

### Cash vs. Vouchers Breakdown



CASH	\$111,722,112
VOUCHERS	\$36,977,052

12

## 2 Food Assistance

### FY22 RESULTS

**11,093,964**  
people receiving food assistance

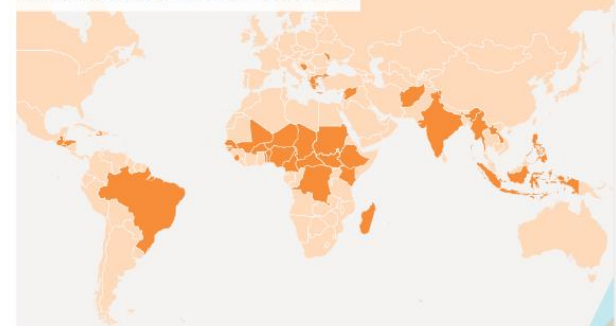
### PROJECTS REPORTING FY22

**73** projects



Photo by Shifang Qian/CBS

### COUNTRIES REPORTING ON FOOD ASSISTANCE



13

# Impact – Landscapes and Livelihoods

## 3 Productivity



Photo by Jumbá Martin/CRS

### FY22 RESULTS

**1,426,120**  
farmers reached in FY22  
**24% increase**  
in agricultural productivity

### PROJECTS REPORTING FY22

**17** projects

### Gender Breakdown



■ MALE  
■ FEMALE

16

## 3 Land Restoration



Photo by Oscar Leiva/Silverlight for CRS

### FY22 RESULTS

**317,852**  
Hectares of land  
under restoration through  
improved practices

### FY20-22 RESULTS TO DATE

**897,189**

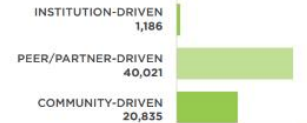
### PROJECTS REPORTING FY22

**25** projects

### Direct and Influenced Results



### Influenced Results: Drivers of Scale



17

## 3 Savings Groups

### FY22 RESULTS

**\$86,434,366**  
Total U.S. dollar value  
mobilized through saving  
and borrowing services

### FY20-22 RESULTS TO DATE

**\$183,465,132**

### FY22 RESULTS

**6,785,740**  
People benefiting from saving  
and borrowing services

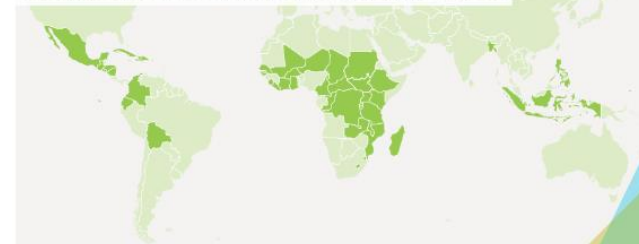
### PROJECTS REPORTING FY22

**48** countries



Photo by Alexander Lobata/CRS

### COUNTRIES REPORTING ON SAVING AND BORROWING SERVICES



18

# Impact – Health and Development

## 4 Water



Photo by Michael Castanos for CRS

### FY22 RESULTS

**3,519,751**  
people gained access to safe drinking water services

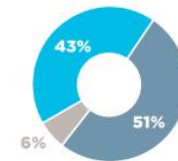
### FY20-22 RESULTS TO DATE

**5,042,759**

### PROJECTS REPORTING FY22

**59** projects

### Urban vs. Rural



- URBAN
- RURAL
- OTHER/NO DATA

## 4 Malaria



Photo by Francis Nwile for CRS

### FY22 RESULTS

**3,775,142**  
estimated cases of malaria averted among children under 5

**27,354**  
estimated malaria deaths averted among children under 5

**20,175,181**  
children received seasonal malaria chemoprevention

**44,778,682**  
insecticide treated nets distributed

### FY20-22 RESULTS TO DATE

**7,739,917**

**51,534**

**49,445,931**

**97,071,944**

TOTAL PROJECTS REPORTING IN FY22  
**7 projects**

## 4 Education



Photo by Jennifer Hardy/CRS

### FY22 RESULTS

**1,800,757**  
learners in pre-primary, primary, and secondary schools


### FY21-22 RESULTS TO DATE

**2,394,334**

### PROJECTS REPORTING FY22

**53** projects

### Level of Education



# Impact – Youth/Local Leadership

## 5 Youth Skills Development



Photo by April dela Cruz/CRS

### FY22 RESULTS

**68,257**  
youth who have completed training programs

### FY20-22 RESULTS TO DATE

**156,051**

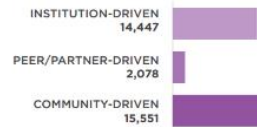
### PROJECTS REPORTING FY22

**52** projects

### Direct and Influenced Results



### Influenced Results: Drivers of Scale



25

## 5 Youth Employment



Photo by Patrick Meinhardt for CRS

### FY22 RESULTS

**11,061**  
youth who are employed or self-employed

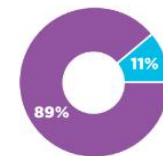
### FY20-22 RESULTS TO DATE

**62,689**

### PROJECTS REPORTING FY22

**37** projects

### Type of Employment



■ FORMAL EMPLOYMENT

■ SELF-EMPLOYMENT

\*Data represents direct results

26

## Funding Secured by Local Partners



Photo by Jjamba Martin/CRS

### FY22 RESULTS

**\$116,515,218**  
directly secured from donors/  
government by local partners  
as a result of significant  
contributions by CRS

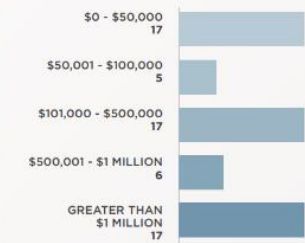
### FY20-22 RESULTS TO DATE

**\$228,150,278**

### COUNTRIES REPORTING FY22

**28** countries

### Size of Awards

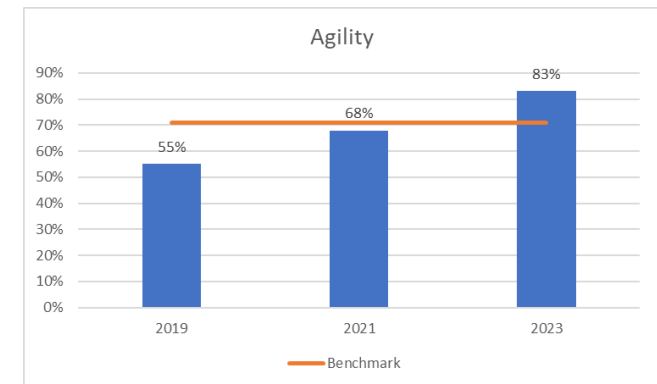
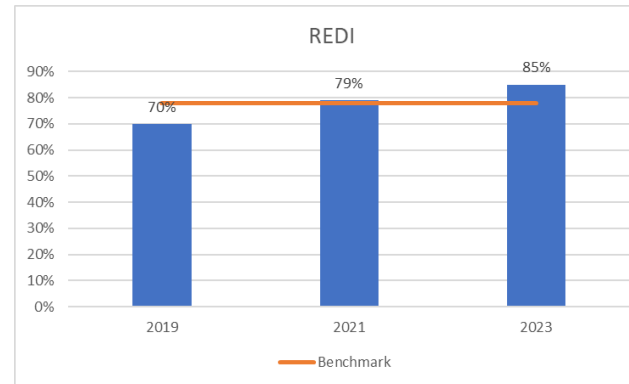
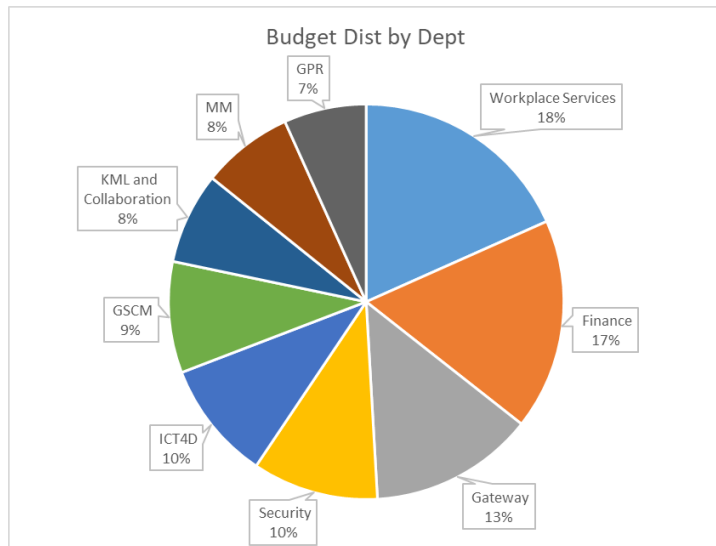
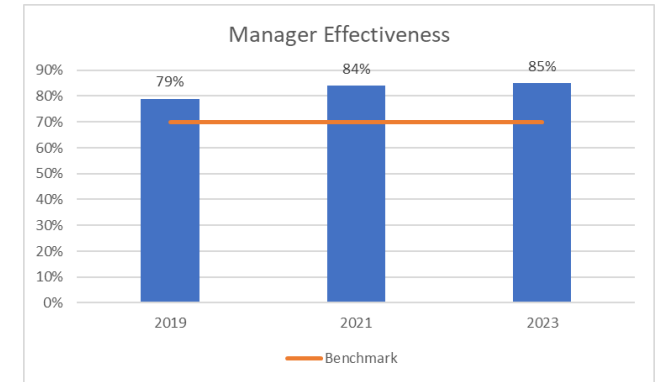
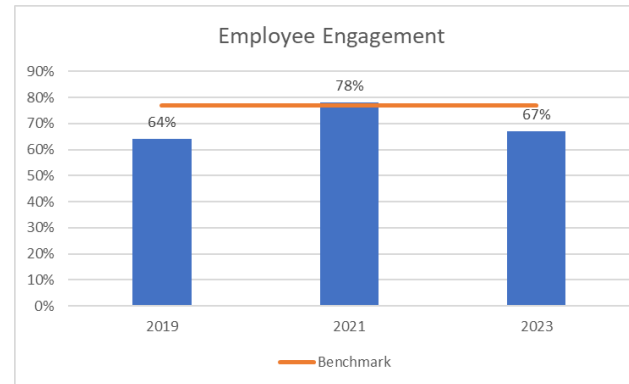
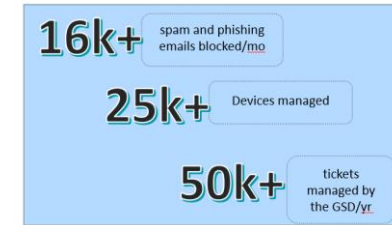


\*Data based on 62 partners

28

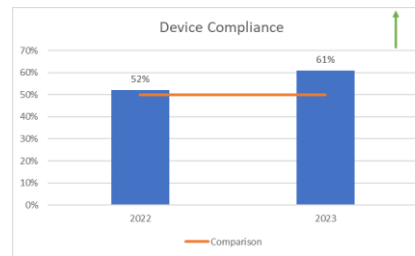
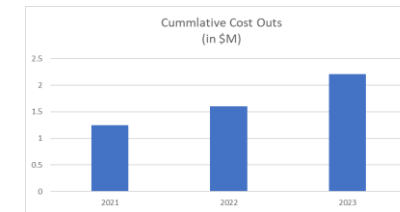
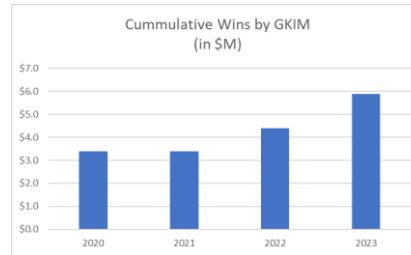
# By the Numbers – IT

\$20M Budget



# Impact – IT (High Five)

1. Bring in Money
2. Deliver on Mission
3. Save Money
4. Lower Risk
5. Increase Capacity



# Challenges – IT



# Transformation at CRS

**Fundraising**  
Create Donor-Centric Experiences

**Marketing & Engagement**  
Create Donor-Centric Experiences



**Program Management**  
Amplify Program Impact

**Grants Management**  
Simplify and Accelerate Grantmaking


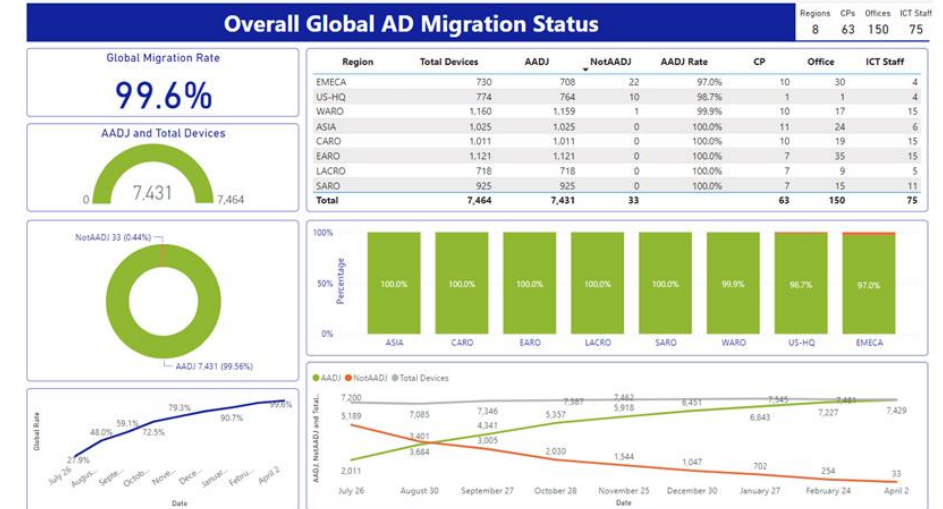
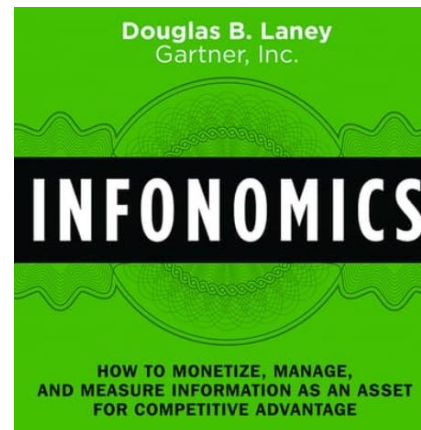


## Insight Original Scope Functionality by Release

We delivered core functionality across the agency in April 2020; to complete the original scope, we will continue to deliver functionality to remaining countries.



Deployed in All Countries in April 2020	Deployed in 8 Countries in April 2020	Deployed in 2021-2023	To be Deployed
<b>Core Finance</b> General Ledger Accounts Payable Accounts Receivable Fixed Assets Cash Management Projects and Grants Budgeting/Forecasting Planning	Time/Labor and Absence Expense Reimbursement Procurement Inventory Management Recruitment	Expense Reimbursement (Globally, Feb 2021) Procurement, Inventory (13 countries complete July 2021) Time/Labor and Absence (13 countries complete Oct 2021) Recruitment (8 countries complete Aug 2022) Time/Labor and Absence (41 countries complete Oct 2022) Procurement, Inventory (18 countries complete Feb 2023)	Procurement, Inventory Scope/Budget TBD in FY23-FY24 Recruitment Scope/Budget TBD in FY23-FY24



## Measurement Indicators for Resilience Analysis (MIRA)

PROGRAM DESIGN GUIDELINES



# Mission: Uphold and Support the Dignity and Sacredness of all Human Life

## Mission Aspirations



## Goals for Strategy 2030

- |  |   |
|--|---|
|  <p>GOAL AREA<br/>Justice &amp; Peace</p>           | All People Live in Just and Peaceful Societies  |
|  <p>GOAL AREA<br/>Humanitarian Response</p>         | All People Survive and Thrive in the Face of Disasters  |
|  <p>GOAL AREA<br/>Livelihoods &amp; Landscapes</p>  | All People Achieve Dignified and Resilient Livelihoods in Thriving Landscapes                                 |
|  <p>GOAL AREA<br/>Health &amp; Development</p>     | All Children Reach Their Full Health and Development Potential in Safe and Nurturing Families and Communities |
|  <p>GOAL AREA<br/>Youth Jobs &amp; Leadership</p> | All Youth Are Empowered to Thrive   |

# Thank You

